



ILLINOIS
CLIMATE
BANK

How to Apply – IFA Stretch Code Adoption Grants

Issued June 15, 2026

Grantee Pre-Requisites:

- Organization must be registered in the GATA Grantee Portal.
- User must create a public.external.illinois.gov account.
- The public.external.illinois.gov account must be linked to the correct Organization in the GATA Grantee Portal.
- AmpliFund User access is managed in the GATA Grantee Portal.
 - Grantee must be granted access to AmpliFund and the Applicant Portal.
- Review the GATA website for more information: <https://gata.illinois.gov>.
 - GATA Grantee Portal: <https://grants.illinois.gov/portal/>.
 - GATA Grantee Portal FAQs: <https://gata.illinois.gov/grantee/grantee-portal-faq.html>.
 - AmpliFund Support Article: <https://il-amplifund.zendesk.com/hc/enus/articles/27588129343507-How-to-Add-New-Users-as-a-Grantee-and-SingleSign-On-SSO-Process>.
- Contact OMB.GATA@illinois.gov with questions about the GATA Grantee Portal

GATA Grantee Pre-Requisites

- Access the CSFA and a list of current funding opportunities here: <https://gata.illinois.gov/grants/csfa.html>
- Search “Stretch Code” in the active programs box
- Select the program, scroll to the bottom of the page, and click on the NOFO
- Alternatively, “browse a list of current funding opportunities” and scroll down to “Illinois Climate Pollution Reduction Grants: Stretch Code Adoption Grants” at the bottom of the page.

CSFA Home

Illinois Catalog of State Financial Assistance

The Catalog of State Financial Assistance (CSFA) is a single, authoritative, statewide, comprehensive source document of State financial assistance program information.

Disclaimer: CSFA data is based on State Agency entries. Contact information for the assigned state agency representative is provided at the program level and at the state agency level.

Active Programs and Awards

[Click here to browse a list of agencies that have active grant programs](#)

[Click here to browse a list of active grant programs](#)

[Click here to browse a list of current funding opportunities](#)

Search active programs :

Search registered grantees :

To subscribe to a weekly mailing list of new opportunities, send a blank email message to: subscribe-omb-gata-grants@lists.illinois.gov

- Continue to the NOFO in AmpliFund.

Applicant Portal – Log In

- Make sure you log in using your public.external.illinois.gov account.
- If you can see your name on the top right of the screen, you are logged in.

Phelan Simkus
Illinois Finance Authority

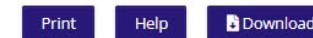
Illinois Climate Pollution Reduction Grants: Stretch Code Adoption Grant Application - Fourth Round



- If not, click log in on the top right of the screen.

Log In

Illinois Climate Pollution Reduction Grants: Stretch Code Adoption Grant Application - Fourth Round



- Select the Public option and enter your credentials.



Navigation – Opportunity Details

- After accessing the public link via the CSFA or manually adding the URL, you will land on the Opportunity Details page in the Applicant Portal.
- Review the Details.
- If needed, click on the Download tab to download the application packet.

Illinois Climate Pollution Reduction Grants: Stretch Code Adoption Grant Application - Fourth Round

[Print](#) [Help](#) [Download](#) [Save](#) [Apply](#)

Opportunity Information

CSFA Number 560-03-3635

CSFA Popular Name Stretch Code Adoption Grants

Description In July 2024, Illinois was announced as one of the recipients of an award under the Climate Pollution Reduction Grant program, created by the Inflation Reduction Act. The U.S. Environmental Protection Agency (US EPA) awarded \$430,251,378 to the State of Illinois to implement a variety of programs over the five-year grant period (2024-2029). Stretch Code Adoption Grants are one of these programs.

The 2023 Illinois Stretch Energy Code, established under 20 ILCS 3125/55, took effect on January 1, 2025. Illinois developed this stretch code as part of its broader efforts to improve energy efficiency, reduce greenhouse gas emissions, and align with the state's ambitious climate goals. By adopting a stretch energy code, municipalities have the opportunity to exceed the baseline statewide energy efficiency requirements. ICB anticipates the release of a 2026 Illinois Stretch Energy Code by the Capital Development Board (CDB) later this year. The 2026 Stretch Code will include changes to the target dates for the site energy index standards. Projects under this grant program may target adoption of either the 2023 Stretch Code or the 2026 Stretch Code, once released.

Awarding Agency Name Finance Authority

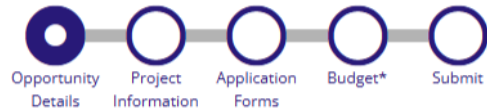
Agency Contact Name Phelan Simkus

Agency Contact Phone 3126511322

Agency Contact Email climatebank@il-fa.com

Navigation – Apply

- When ready, click on Apply.
- Land on the Project Information page.



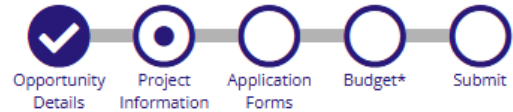
Opportunity Details ✓

[Print](#) [Help](#) [Download](#) [Save & Continue](#)

Opportunity Information

CSFA Number 560-03-3635
CSFA Popular Name Stretch Code Adoption Grants
Description

Illinois Climate Pollution Reduction Grants: Stretch Code Adoption Grant Application - Fourth Round



Project Information

[Help](#) [Download](#) [Save](#) [Save & Continue](#)

Application Information

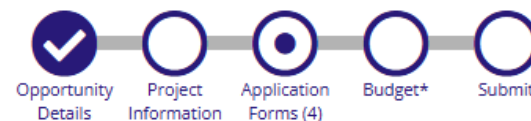
Application Name *

Pre-Qualification Status Not Qualified

Navigation Continued

- All navigation sections on the top of the screen must be complete before submitting your application (hit “Mark as Complete” in addition to “Save and Continue” if you’re finished with a section).
- Each circle should be green with a white checkmark, like the Opportunity Details section below. You can still reopen sections after marking them as complete, if desired.
- Navigate to different sections of the application by clicking on the desired navigation section.

Illinois Climate Pollution Reduction Grants: Stretch Code Adoption Grant Application - Fourth Round



Considerations

- Anything marked with an (*) is required.
- All pages must be marked as complete and saved before submitting the application.
- Reminder: there is no cost match requirement for this grant. Leave Cash Match, In-Kind Match, and Other Funding Contributions blank.

Project Information

Application Information

Application Name *

Pre-Qualification Status Qualified

How much are you requesting from the funder?

Award Requested *

Total Award Budget \$0.00

Phone Number

[Save](#) [✓ Mark as Complete](#) [Save & Continue](#)

Suggested Order of Operations

Find below a suggested order of operations when completing this application in AmpliFund:

- Project Information.
- Application Forms.
- Budget.
- Submit.

Application Forms – Review NOFO

- Land on the Application Form grid.
- Review the ability to download and print.
- Click on the Review NOFO Application Form and complete all required fields.
- Click Mark as Complete and Save and Continue.

Forms

Name	Status
Review NOFO	New
Uniform Grant Application - Applicant Completed Section	
Project Narrative	
Task Timeline and Deliverables (Attachment A)	

[Download](#) [Save](#) [Save & Continue](#)

Review NOFO

1 of 4

NOFO Information
The Notice of Funding Opportunity includes important information about the purpose of the Stretch Code Adoption grants and how applications will be scored. Please review the full NOFO before applying, which can also be found on the Opportunity Details page.

Resources

[Download NOFO here \(also available on Opportunity Details page\)](#)
IFA_CPRG_STRETCH CODE ADOPTION_NOFO_Rolling_2026.pdf

[How to Apply Document](#)
Stretch Code How to Apply.pdf

Applicant Certification

I certify that I have reviewed the full Notice of Funding Opportunity before applying. *

Yes

[Save](#) [✓ Mark as Complete](#) [Save & Continue](#)

Application Forms – Uniform Grant Application

- Read the instructions carefully.
- Complete all required fields.
- Click Mark as Complete and Save and Continue.

Uniform Grant Application - Applicant Completed Section Download Save Save & Continue

2 of 4

Applicant Information

Legal Name (Name used for UEI registration and grantee pre-qualification) *

Common Name (DBA) *

Employer/Taxpayer Identification Number (EIN,TIN) *

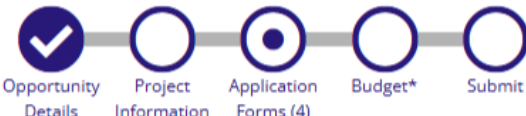
Organizational UEI Number *

GATA ID (assigned through the grantee portal) *

SAM Cage Code

Application Forms – Project Narrative

- Read the instructions carefully. Refer to NOFO for additional information.
- Upload your Project Narrative as a Microsoft Word document or readable PDF.
- Click Mark as Complete and Save and Continue.



Opportunity Details Project Information Application Forms (4) Budget* Submit

Project Narrative

3 of 4

[Download](#) [Save](#) [Save & Continue](#)

Please see the attached NOFO for full program requirements, including the program objectives, eligible activities, prohibited activities, performance metrics, and evaluation criteria. This information will be useful as you write your Project Narrative.

The applicant must submit a Project Narrative, in Microsoft Word or a readable PDF format, of up to 10 pages in 11- or 12-point font. The narrative must describe the proposed project in sufficient detail and must align with the information provided in Attachment A. It should include the following information:

Applicant's information and qualifications:

- Lead applicant's name, type, and contact person (name, title, phone, email and address).
- A brief description of the applicant's background and any relevant experience, including with similar codes and permitting-related projects and/or working with other federal and state awards.
- Indicate if the applicant has been debarred or is a suspended entity.
- If more than one entity is involved in the proposed project, describe each entity involved and provide name and contact information for each entity's project lead.

Application Forms – Attachment A

- Read the instructions carefully.
- Download Attachment A.
- Upload Attachment A as an Excel spreadsheet or a readable PDF.
- Click Mark as Complete and Save and Continue.

Task Timeline and Deliverables (Attachment A)

4 of 4

Instructions

Please download the attached spreadsheet, complete it, and re-upload it below.

Timeline and Deliverables Spreadsheet

NOFO-IFA-CPRG-Stretch-Code-Attachment-A_Rolling_2026_APPLICATION.xlsx

Upload Timeline and Deliverables Here *

Choose File

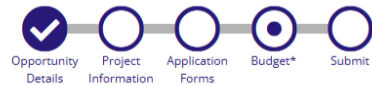
Save

✓ Mark as Complete

Save & Continue

Budget Template

- Land on the Budget navigation item.
- Read instructions carefully.
- Uncheck the “Non-Grant Funded” box. There is no match requirement for this grant.
- The total budget must match the amount requested on the “Project Information” page.



Budget

[Help](#)
[Download](#)
[Save & Continue](#)

Instructions

This form is used to apply to individual State of Illinois discretionary grant programs. Applicants should submit budgets based upon the total estimated costs for the project including all funding sources. Pay attention to applicable program-specific instructions, if attached. The applicant organization should refer to 2 CFR 200, "Uniform Administrative Requirements, Cost Principles, and Audit Requirements for Federal Awards" cited within these instructions.

You must consult with your Business Office prior to submitting this form for any award restrictions, limitations or requirements when filling out the narrative and Uniform Budget Template.

Although the degree of specificity of any budget will vary depending on the nature of the project and State of Illinois agency requirements, a complete, well-thought-out budget serves to reinforce your credibility and increase the likelihood of your proposal being funded. A well-prepared budget should be reasonable and demonstrate that the funds being asked for will be used wisely. The budget should be as concrete and specific as possible in its estimates. Make every effort to be realistic, to estimate costs accurately. Your budget should justify all expenses and be consistent with the program narrative.

You can add budget line items directly below.

Options

Line Items
 Non-Grant Funded

Proposed Budget

Expense Budget

Category	Grant Funded	Total Budgeted
+ 1. Personnel (Salaries and Wages) (2 CFR 200.430)	\$0.00	\$0.00
+ 2. Fringe Benefits (2 CFR 200.431)	\$0.00	\$0.00
+ 5. Supplies (2 CFR 200.94)	\$0.00	\$0.00
+ 6. Contractual Services & Subawards (2 CFR 200.318 & 200.92)	\$0.00	\$0.00
+ 7. Consultant Services and Expenses (2 CFR 200.459)	\$0.00	\$0.00
+ 12. Training and Education (2 CFR 200.472)	\$0.00	\$0.00
+ 14. Other or Miscellaneous Costs	\$0.00	\$0.00
+ Indirect Cost (2 CFR 200.414)	\$0.00	\$0.00
Total Expense Budget Cost	\$0.00	\$0.00

Revenue Budget

Grant Funding

Award Requested	\$0.00	\$0.00
Subtotal	\$0.00	\$0.00

Non-Grant Funding

Cash Match		\$0.00
In-Kind Match		\$0.00
Other Funding		\$0.00
Subtotal		\$0.00

Total Revenue Budget Cost **\$0.00**

Total Overall Budget Cost **\$0.00**

Budget Template - Continued

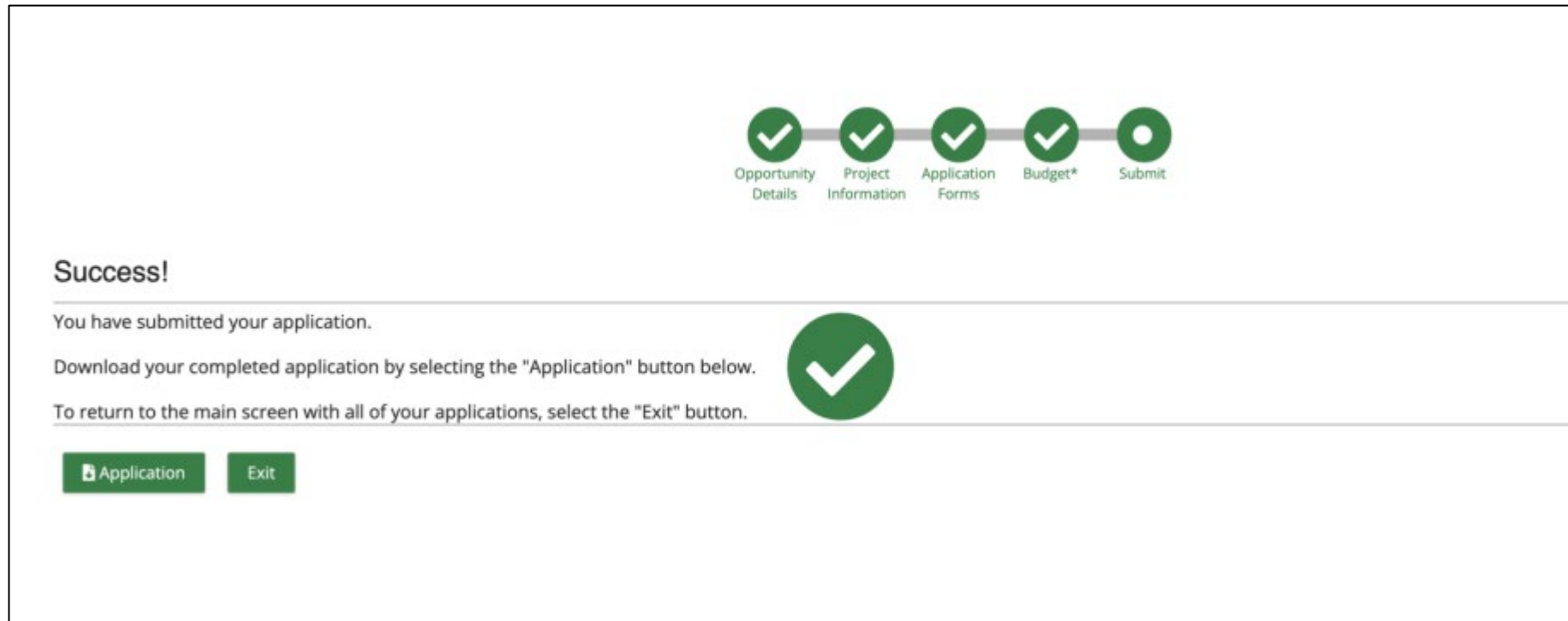
- Click the “+” button next to a category to add a line item for that category. You can add multiple line items for each category.
- Fill out the required fields for each line item.
- Your budget needs to add up to the number you select on the “Project Information” tab. If it does not, you will get an error when you try to submit.

Options		
<input checked="" type="checkbox"/> Line Items <input type="checkbox"/> Non-Grant Funded		
Proposed Budget		
Expense Budget		
Category	Grant Funded	Total Budgeted
+ 1. Personnel (Salaries and Wages) (2 CFR 200.430)	\$0.00	\$0.00
+ 2. Fringe Benefits (2 CFR 200.431)	\$0.00	\$0.00
+ 5. Supplies (2 CFR 200.94)	\$0.00	\$0.00
+ 6. Contractual Services & Subawards (2 CFR 200.318 & 200.92)	\$0.00	\$0.00
+ 7. Consultant Services and Expenses (2 CFR 200.459)	\$0.00	\$0.00
+ 12. Training and Education (2 CFR 200.472)	\$0.00	\$0.00
+ 14. Other or Miscellaneous Costs	\$0.00	\$0.00
+ Indirect Cost (2 CFR 200.414)	\$0.00	\$0.00
Total Expense Budget Cost	\$0.00	\$0.00
Revenue Budget		
Grant Funding		
Award Requested	\$0.00	\$0.00
Subtotal	\$0.00	\$0.00
Non-Grant Funding		
Cash Match		\$0.00
In-Kind Match		\$0.00
Other Funding		\$0.00
Subtotal		\$0.00
Total Revenue Budget Cost	\$0.00	
Total Overall Budget Cost	\$0.00	

New Line Item	
Budget Item Information	
Category	5. Supplies (2 CFR 200.94)
List items by type (office supplies, postage, training materials, copying paper, and other expendable items such as books, hand held tape recorders) and show the basis for computation. Generally, supplies include any materials that are expendable or consumed during the course of the project.	
Item Type	Direct Cost Calculation
Calculation Type	Quantity x Rate
Name *	<input type="text"/>
Cost Rate *	<input type="text" value="\$0.00"/>
Quantity *	<input type="text" value="0"/>
Direct Cost	\$0.00
Total Budgeted	\$0.00
Narrative *	<input type="text"/>

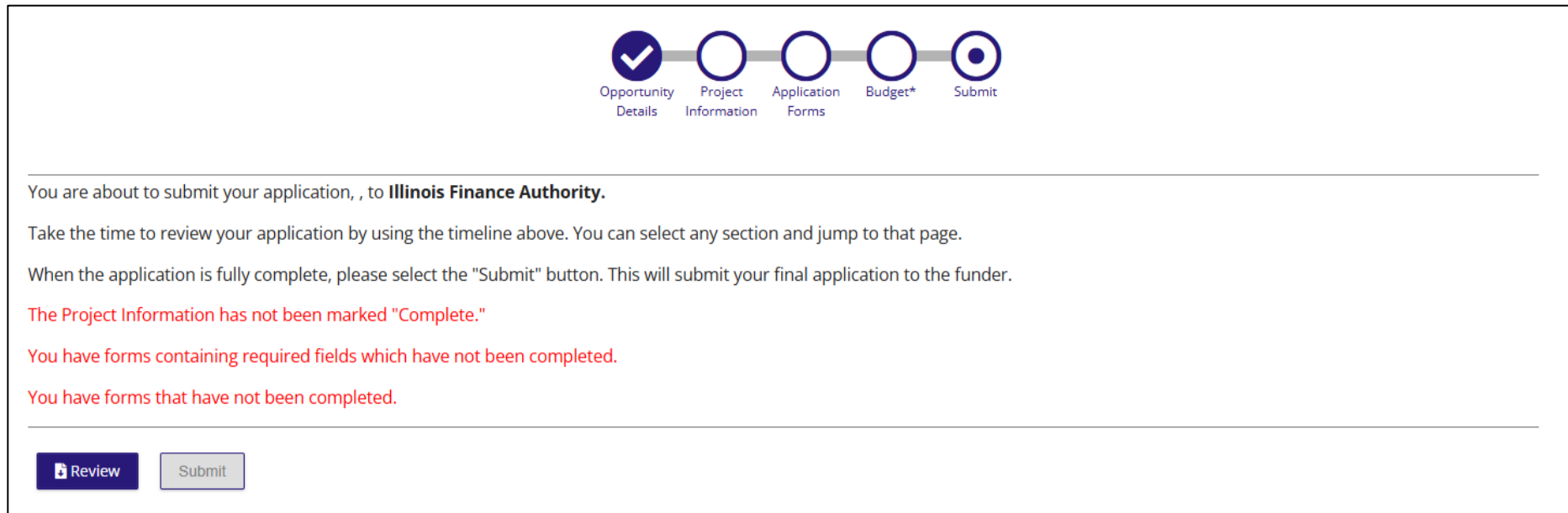
Submission – Ready to Submit

- If the Application is complete, all navigation elements will be green with a checkmark.
- Click on the Submit button to submit the Application.
- AmpliFund will display a success message.
- Click the Application tab on the bottom left to download your Application if needed.



Submission – Not Ready to Submit

- AmpliFund will display a validation error on the Submission page if there are any incomplete items or items not marked as complete.
- If so, navigate to the appropriate section by clicking the tab across the top of the screen.
- Complete the required information and Mark as Complete.
- Navigate back to the Submit tab across the top of the screen and click Submit.



Opportunity Details Project Information Application Forms Budget* Submit

You are about to submit your application, , to **Illinois Finance Authority**.

Take the time to review your application by using the timeline above. You can select any section and jump to that page.

When the application is fully complete, please select the "Submit" button. This will submit your final application to the funder.

The Project Information has not been marked "Complete."

You have forms containing required fields which have not been completed.

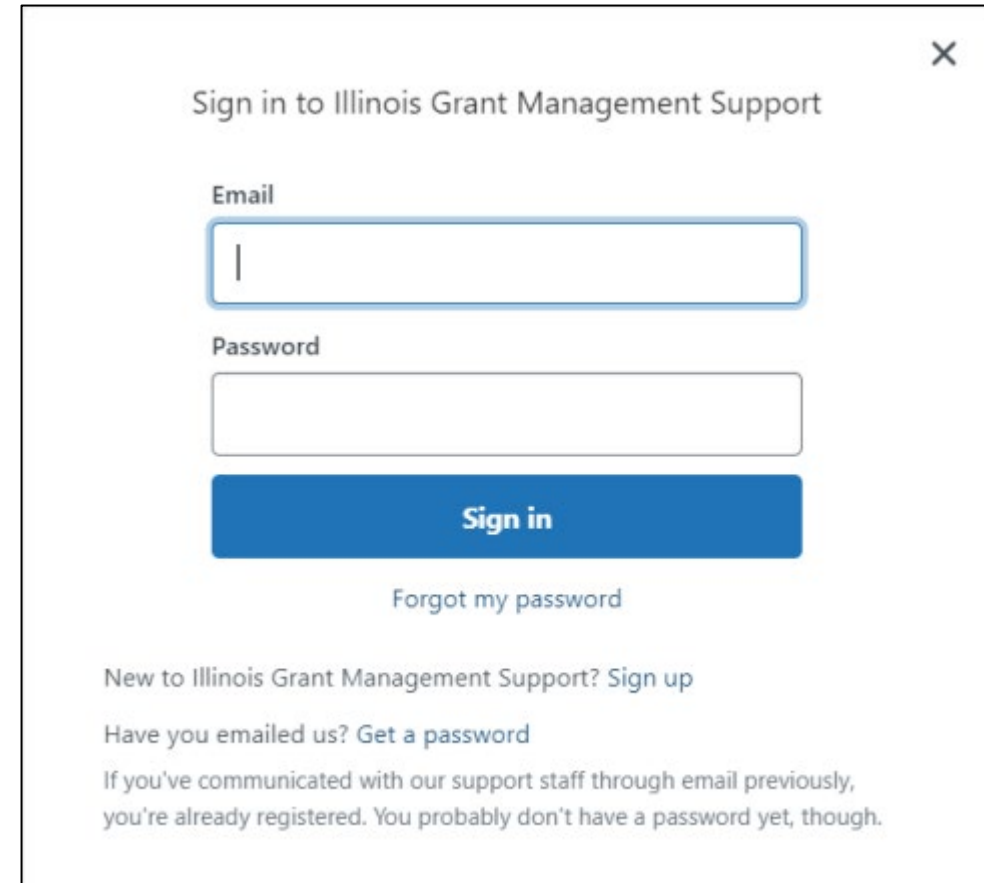
You have forms that have not been completed.

[Review](#) [Submit](#)

Customer Support – Create Support Account

If you're having issues with submitting, you can reach out to AmpliFund customer support by creating an account following the steps below:

1. Go to <https://il-amplifund.zendesk.com>
2. Click the Sign up link
3. Enter your full name
4. Enter your email address
5. Complete the “I’m not a robot” check
6. Click the Sign up button
7. An email from support@zendesk.com will be sent to you via email
8. Click the link to set your password



Sign in to Illinois Grant Management Support

Email

Password

Sign in

[Forgot my password](#)

[New to Illinois Grant Management Support? Sign up](#)

[Have you emailed us? Get a password](#)

If you've communicated with our support staff through email previously, you're already registered. You probably don't have a password yet, though.

AmpliFund Illinois Support Portal

Submit a support ticket:
support@il-amplifund.zendesk.com

Visit the support portal:
<https://il-amplifund.zendesk.com>

Supported Browsers:

- Google Chrome (current supported releases)
- Mozilla Firefox (current supported releases)
- Microsoft Edge (current supported releases)
- Apple Safari 10+

